

NUMBERS WITH RINGS

Thanks for purchasing Numbers with Rings. Back in the early 2000's, Typodermic created a free font called Numberpile. It featured circled numbers that went up to 100, later expanded to 200. To enter numbers higher than 9, you had to memorize keyboard locations or use a glyph palette/character map tool to manually locate each number.

Numbers with Rings uses a system that allows you to generate numbers in rings up to 999999. You can even have ringed letters or letter/digit combinations. If your application supports OpenType ligatures, you can type letters or digits on your keyboard and they'll automatically squeeze into rings.

SYSTEM REQUIREMENTS

Numbers with Rings uses OpenType technology to arrange digits in rings. If your application doesn't meet the technical requirements, you can still enter characters manually. Numbers with Rings requires the Standard Ligatures OpenType feature. Standard Ligatures is the OpenType feature that's normally used to join certain letter combinations such as *ff fi fl ffi*. If you're not sure if your application supports OpenType ligatures, do a web search for the name and version of your application and OpenType ligatures. Adobe CS/CC applications support OpenType—the Standard Ligatures feature is turned on by default. In Microsoft Word, you can turn on ligatures by choosing *Fonts/Advanced/Ligatures/Standard Only*

PUTTING NUMBERS IN RINGS

First, you have to choose a ring. If you type lowercase **a**, you'll get a ring that can hold one digit. If you type **a1**, you'll get a ring with a **1** inside. If you type lowercase **b**, you'll get a ring that can hold two digits. If you type **b12**, you'll get a ring with **12** inside. Typing **c** will give you a ring that can hold three digits. If you type **c123**, you'll get a ring with **123** inside. Use **d** for four digits, **e** for five digits and **f** for six digits.

WHAT ABOUT LETTERS?

You can put capital letters in rings, question marks too. Accented characters aren't available: just **A-Z**. Don't use spaces or any other characters. If you need to add extra space between rings, you can add spaces after the last digit. For example: **c123** [space] [space] **d1234**

SOLID BACKGROUNDS

So far, we've been making hollow rings. But let's say you want a solid, colored background for your ring. Type **g** to make a filled ring. In your application, set the color of this solid ring to whatever color you like. After the **g**, type the letter for your ring. Examples: **ga1 gb12 gc123**. Because the solid ring doesn't advance the cursor, it can sometimes be hard to select in order to change the color. I recommend using a *normal* font, type what you need, set up all the colors, then change the font back to *Numbers with Rings*. Sometimes it's easier to work that way because you can see what you're typing.



DIFFERENT RINGS

The letters **a-g** produce circular rings. The letters **h-n** produce square rings. The letters **o-u** produce rounded square rings. If you have an application which supports more advanced OpenType features, you can access more ring styles. If you apply the OpenType *historical alternates* feature, the circular rings (**a-g**) become pentagonal rings, the square rings (**h-n**) become hexagonal rings, the rounded square rings (**o-u**) become heptagonal rings. If you apply the *OpenType stylistic alternates feature*, the circular rings (**a-g**) become octagonal rings, the square rings (**h-n**) become rectangular rings, the rounded square rings (**o-u**) become plaque-shaped rings. If you apply the *OpenType swash feature*, the circular rings (**a-g**) become spiky rings, the square rings (**h-n**) become super-elliptical rings, the rounded square rings (**o-u**) will vanish. The point of the blank rings is so you can use various solid backgrounds without a ring outline.

ENTERING CHARACTERS MANUALLY

If your application doesn't support OpenType, you'll have to enter characters manually. For single character rings, just follow the same process as OpenType. For double character rings and higher, you need to manually access variations of letters and numerals. The more characters you need to fit, the smaller and more squeezed the characters. If your application has a *glyph palette* or an *insert special character* feature, try that. In Windows, you can use the Character Map. In OSX, you can use the Character Viewer. The regular letters and numerals are designed to fit in a 1 space ring (**a, h** or **o**). Characters designed to fit in a 2 space ring (**b, i** or **p**) are in the Unicode Private Use Area from E081 to E0A5. Characters designed to fit in a 3 space ring (**c, j** or **q**) are in the Unicode Private Use Area from E0A7 to E0CB. Characters designed to fit in a 4 space ring (**d, k** or **r**) are from E0CD to E0F1. Characters designed to fit in a 5 space ring (**e, l** or **s**) are from E0F3 to E117. Characters designed to fit in a 6 space ring (**f, m** or **t**) are from E119 to E13D. The alternate ring styles start at E142 and end at E180. If your application doesn't support OpenType, you may have to add extra spaces after each ring to prevent overlapping.

RINGS ON THE WEB

Using Numbers with Rings on the web can be tricky. You should devise some sort of fallback for browsers which don't support OpenType ligatures. Some web conversion tools strip away the OpenType features so you may have to experiment. If you're using FontSquirrel for conversions, make sure you turn off subsetting. In your CSS make sure you turn on `{text-rendering: optimize legibility;}` To be safe, you may want to consider Unicode entities. `&#E081` etc. If you're into programming, you might be able to develop a system which checks the value of a number and assigns the correct Unicode entities. The safest solution is to export SVG graphics from Adobe Illustrator® or similar.

CUSTOM NUMBERS WITH RINGS

If you need something beyond the available Numbers with Rings styles, you can commission Typodermic Fonts to create new styles. Keep in mind that the characters have to be monospaced—all characters have to fit in the same character width. Search for monospaced at your favorite font site to get an idea of the possibilities for monospaced fonts. Keep in mind that the characters have to be somewhat narrow and they'll get squeezed, especially when there are 4 or more digits per ring. Contact Typodermic Fonts and we'll discuss.


Numbers with Rings font Copyright ©2013-2021 Typodermic Fonts Inc. All rights reserved.




In 2021, Numbers with Rings was updated to support numbered stylistic sets. When Numbers with Rings was created in 2013, some Adobe apps supported the *Historical Alternates* feature. However, they've since been removed. As of mid-2021, Photoshop still doesn't support numbered stylistic sets. However, this update will now allow access to all 3 alternate sets using Illustrator and InDesign's *Stylistic Sets*. Use the OpenType panel, click the menu icon (top right) and choose Stylistic Set 1, 2, or 3. Unfortunately, Photoshop no longer supports the *Historical Alternates* feature, so that style (pentagon, hexagon, septagon) can only be accessed via the *Entering Characters Manually* method.

ga1 


gb12 

gc123 


gd1234 

ge12345 


gf123456 


nh1 

ni12 


nj123 


nk1234 

nl12345 


nm123456 

uo1 

up12 

uq123 

ur1234 

us12345 

ut123456 

Regular: a ○ h □ o ◻

Stylistic set 1 (ss01) or Historical Alternates: a ⬠ h ⬡ o ⬢

Stylistic set 2 (ss02) or Stylistic Alternates: a ⬤ h ⬥ o ⬦

Stylistic set 3 (ss03) or Swash Alternates a ⬧ h ◻ o BLANK

